

4Ch/8Ch Compact CWDM

Auxora's Compact CWDM is an integrated optical device based on free-space technology and our expertise in lens simulation which can significantly improve optical performance and reduce packaging size to one quarter of the conventional CWDM modules.

The CWDM module features compact size, ultra-low IL and super thermal stability, which makes it to be used for Datacom/Telecom network applications with low-cost un-cooled lasers.



FEATURES

- Compact size & epoxy free optical path
- Good channel uniformity
- Ultra-low insertion loss
- Telcordia GR-1221 and GR1209 compliant

APPLICATIONS

- Access networks
- Metro WDM systems
- Telecommunications
- 4G/5G LTE mobile system

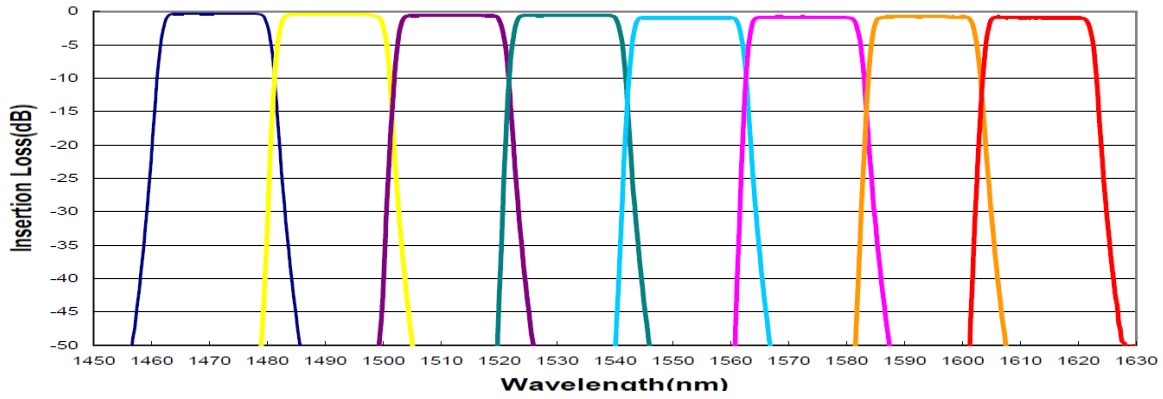
SPECIFICATIONS

Parameter		4CH	8CH	4CH+1310/EXP	8CH+1310/EXP
Operating Wavelength (nm)		1260~1620			
CWDM Channel Spacing (nm)		20nm ITU Grid			
CWDM Channel Passband (nm)		$\lambda_c \pm 6.5$			
1310nm Channel Passband (nm)		N/A		1310 \pm 50	
Insertion Loss (dB)	CWDM Channel	≤ 1.0	≤ 1.4	≤ 1.0	≤ 1.4
	1310nm Channel	N/A		≤ 1.0	≤ 1.0
	EXP Port	N/A		≤ 1.0	≤ 1.3
Passband Ripple (dB)		≤ 0.5		≤ 0.5	
Isolation (dB)	Adjacent	≥ 30		≥ 30	
	Non-adjacent	≥ 45		≥ 45	
	1310nm Channel	N/A		≥ 30	
	EXP Port	N/A		≥ 12	
Polarization Dependent Loss (dB)		≤ 0.2			
Directivity (dB)		≥ 50			
Return Loss (dB)		≥ 50			
Polarization Mode Dispersion (ps)		≤ 0.2			
Power Handling (mW)		≤ 500			
Operating Temperature (°C)		0 ~ 70			
Storage Temperature (°C)		-40 ~ 85			
Package Dimensions(mm)		45x26x6.5			
Fiber type		ITU-T G657.A2			

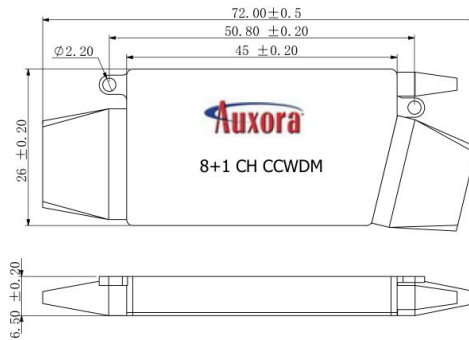
NOTES:

- 1) All specifications are based on the devices without connectors, and guaranteed over wavelength, polarization and temperature.
- 2) PMD and chromatic dispersion values are guaranteed by design.
- 3) IL is 0.3 dB higher, RL is 5 dB lower for connector added.
- 4) Specifications are subject to change without notice.

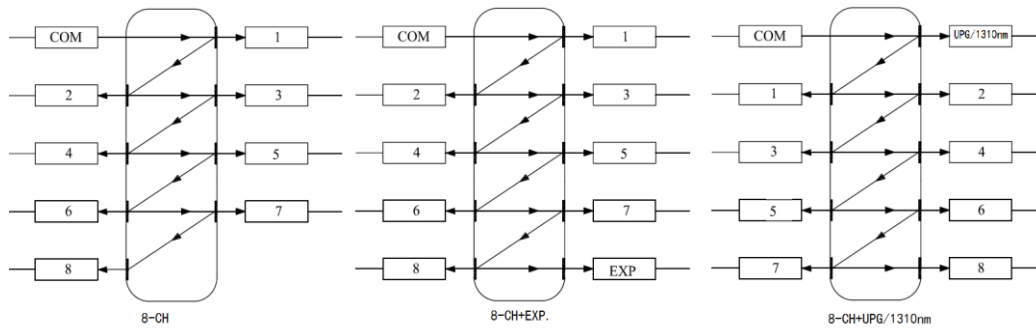
Spectral Diagram(Typical of 8 channel CWDM):



Package Dimensions (mm):



Port Configuration:



Ordering Information: (e.g. ACCM-1D080147C11-1010-55)

ACCM-	X	X	XX	XX(X)	XX	XX	X	-	XX	XX	-	X	X				
														Fiber Length		Connector	
														Input	Output	Input	Output
0=0 Serial	M=Mux	01=1-CH	00=None	27=1270/1271	C1=45x26x6.5	0=250um Bare fiber	10=1.0m	10=1.0m	0=None	0=None							
1=1 Serial	D=Demux	02=2-CH	01=1310nm Port	29=1290/1291		1=900um Tube	12=1.2m	12=1.2m	1=FC/UPC	1=FC/UPC							
	X= customized	02=Monitor Port		X=Customized	2=FC/APC	2=FC/APC							
		08=8-CH	03=Express Port	61=1610/1611			15=1.5m	15=1.5m	3=SC/UPC	3=SC/UPC							
			04=UPG with Skipper				XX=customized	XX=customized	4=SC/APC	4=SC/APC							
			12=1310nm+Mon.						5=LC/UPC	5=LC/UPC							
			13=1310nm+EXP.						6=LC/APC	6=LC/APC							
			42=UPG+Monitor						X=Customized	X=Customized							

			123=Express+Monitor +EXP.														