


CWDM Filter Block

Auxora's CWDM filter block series is a broad portfolio of vertically-integrated products for optical networks using micro-optics that are designed and manufactured in house with our core processes including crystal cutting, precision polishing, thin-film coatings and high-volume automatic assembly manufacturing. These filter blocks can be used to combine 4/8 optical channels at the transmitter end as they are launched into a single-mode fiber, then function in reverse at the receiver end, with channel spacing of 20nm, each transmitting at 25Gb/s or 10Gb/s.

These filter blocks are Telcordia-1221/1209-CORE compliant and are commercially available in various sub-assembly configurations.



FEATURES

- Compact size
- Low insertion loss & low PDL
- Excellent channel uniformity
- Wide pass band & high channel isolation
- Exceptional reliability and stability
- Telcordia GR-1221/1209-CORE compliant

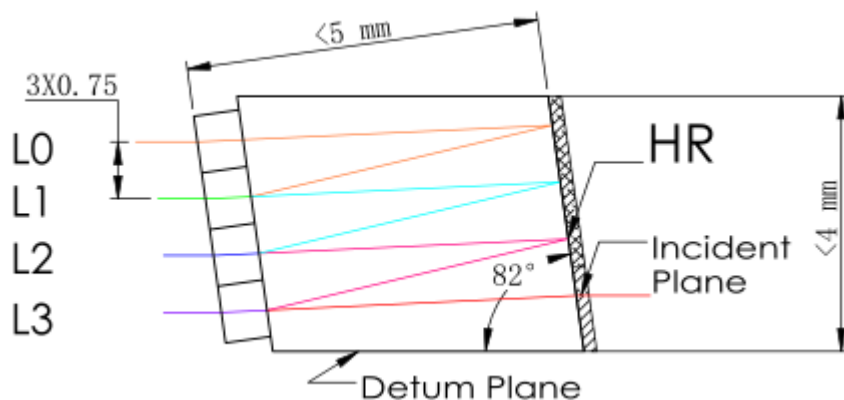
APPLICATIONS

- 100G CFP/CFP2/CFP4/QSFP-28 Transceivers
- 40G QSFP+ transceivers
- 400G CFP8 transceivers
- Other ultra high speed transceivers

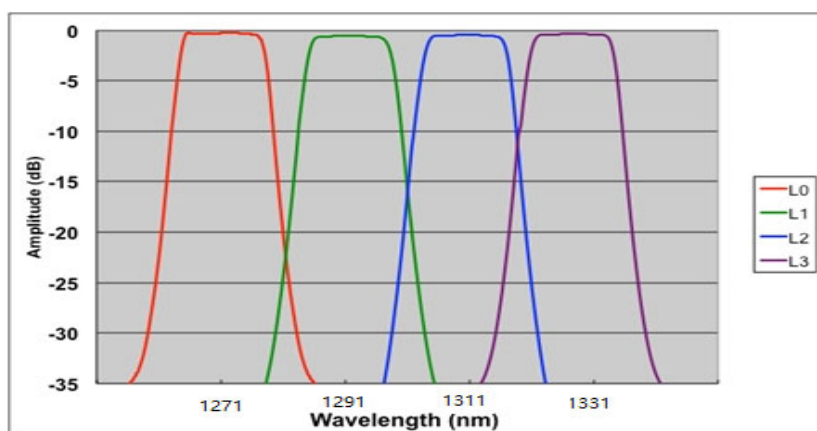
SPECIFICATIONS

Parameters	Unit	Specifications
Operating Wavelength Range	nm	1260~1360
Angle of Incidence	Deg	8 or 13.5
Channels	-	4CH
Channel Spacing	-	20nm
Central Wavelength	nm	1271/1291/1311/1331
Passband	nm	CW±6.5
Insertion Loss @ passband	dB	≤ 1.0 (4CH)
IL Uniformity	dB	≤ 0.6
Ripple @ passband	dB	≤ 0.4
Polarization Dependent Loss@ passband	dB	≤ 0.25
Light Spot Pitch	um	500+/-50 ;750+/-50; 1000+/-75 or customized
Parallelism for all of 4CHs	Deg	±0.15
Operating Temperature	°C	-5~75(-40~85 optional)
Storage Temperature	°C	- 40 ~ + 85

Package Dimensions (mm): (e.g. Pitch=0.75mm)



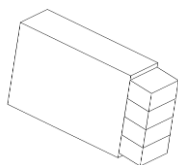
Spectrum:



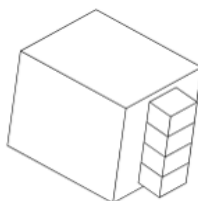
Ordering Information: (e.g.AMOB-CD075A41NC)

AMOB-	X	X	XXX	X	X	X	X	X
	Channel Spacing	WDM Type	Pitch	AOI	Port Configuration	Initial Wavelength	Block Base Type	Operating Temperature
	C=CWDM	M=Mux	050=500um	A=8 Deg	1=1-CH	1=1271nm	N=Normal Base	C=-5~75
		D=Demux	075=750um	B=13.5 Deg	-----		C=Cube Base	I=-40~85
		X= customized	100=1000um		8=8-CH		H=Hollow Base	E=Extended Temperature
			220=2200um				I=Interval Base	X=Customized
			XXX=Customized					

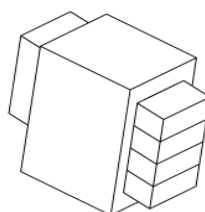
B: N - Normal Base



C - Cube Base



H - Hollow Base



I - Interval Base

